

Environmental Product Declaration

In compliance with ISO 14025 and EN 15804:2012+A2:2019/AC: 2021 for

Hot Dip Galvanized Steel Coil



EPD Program	Title	Details
International Climate Intelligence System 71-75 Shelton Street Covent Garden London, WC2H 9JQ United Kingdom office@climateintell.com	Registration #	ICIS-202410-81
	Date of Publication	01.10.2024
	Validity	30.09.2029
	Date of Revision	-

The most recent data needs to be provided through an EPD, which may be updated when circumstances change. Thereby the claimed validity is contingent upon ongoing validation at www.climateintell.com





TABLE OF CONTENTS

1. Program Information	3
2. Introduction	3
3. Company Information	4
4. Product Information	5
4.1. Analyzed Product	5
4.2. Product Details	5
4.3. Zinc Coating	6
4.4. Product Applications	6
5. LCA Information	7
5.1. Declared Unit	7
5.2. Time Representativeness	7
5.3. LCA Software and Database	7
5.4. System Boundaries	7
5.5. Manufacturing Flow and Diagram	12
5.6. Content Declaration	12
5.7. Substances listed in the Candidate List of SVHC	12
5.8. More Information	12
6. Environmental Performance	13
6.1. Potential Environmental Impacts	13
6.2. Interpretation of LCA Results	17
7. Mandatory Statements	18
8. Additional Information	19
8.1. Action Plans	19
8.2. Information Related to Sector EPD	20
8.3. Differences versus previous versions	20
9. Verification	20
10. Contact Information	21
11. References	21



1.0 PROGRAM INFORMATION

Program	International Climate Intelligence System 71-75 Shelton Street Covent Garden London, WC2H 9JQ United Kingdom office@climateintell.com
Product Group Classification	UN CPC 41231
Product Category Rules (PCR)	PCR 2020:17 Construction products(EN 15804:2012+A2:2019/AC:2021) Version 1.2.5 dated 01.11.2022 EN standard EN 15804 serves as the Core Product Category Rules (PCR)
Registration Number	ICIS-202410-81
Date of Publication	01.10.2024
Validity Date	30.09.2029
Geographical Scope	Global

2.0 INTRODUCTION

This report contains the environmental performance of the manufacturing process of Hot Dip Galvanized Steel Coil manufactured by Universal Metal Coating Company (UNICOIL). This Environmental Product Declaration (EPD) has been developed using the Life Cycle Assessment (LCA) methodology. The environmental impact values calculated are expressed to 1 ton of Hot Dip Galvanized Steel Coil.

The assessed life cycle includes all phases in the manufacturing process of Hot Dip Galvanized Steel in a “cradle to gate with options” scope. This LCA covers transportation of Raw materials, production, distribution of final product to the customer and end of life stages.

This EPD has been conducted according to the program operator regulations and it has been verified in accordance with the International Climate Intelligence System. The EPD regulation is a system for the international use of Type III Environmental Declarations, according to ISO 14025:2006. Not only the system, but also its applications, is described in the Programmer’s Product Category Rules (PCR). This report has been made following the specifications given in the European standard EN 15804:2012+A2:2019/AC:2021.



3.0 COMPANY INFORMATION

UNICOIL (Universal Metal Coating Company) was established in 1997 as the first company in the Middle East to manufacture pre-painted steel and aluminum coils, and since then it has emerged as a leader in the steel coil coating and pre-painting industry in regional markets. UNICOIL was established by two industrial pioneers (namely Zamil Group Holding Company and Rashed Abdul Rahman AlRashed & Sons Group) as a joint venture trading in the Kingdom of Saudi Arabia with a world leader in the pre-painted steel industry (BHP of Australia).

UNICOIL then became a 100% Saudi-owned company in 2004. With manufacturing facilities located in the industrial cities of Al-Jubail and Jeddah, its five production lines now have installed annual production capacities of 400,000 metric tons for HRC pickling, 340,000 metric tons for CRC, 250,000 metric tons for Galvanized Steel Coils and 120,000 metric tons of Pre-Painted Steel Coils. UNICOIL now occupies a dominant position in the Middle East and North Africa regions.

Accreditation and Certifications

- ISO 9001:2015 - Quality Management System Certificate.
- ISO 14001:2015 - Environmental Management System Certificate.
- ISO 45001:2018 - Occupational Health & Safety Management System Certificate.
- ISO 27001:2013 - Information Security Management System.
- ISO-22031:2019 – Security and resilience - Business continuity management system.
- UNICOIL laboratories were the first regional industrial labs to be certified with ISO 17025:2017 in steel coils & sheets industry.
- The only Arab member of the Technical Committee (A05) of ASTM International with voting rights.

Mogalvin is the brand name of the hot-dipped galvanized steel produced by UNICOIL. The steel strip is coated with zinc using a continuous and controlled process. The tight metallurgical bond between the steel and coating takes place in a continuous galvanizing line supplied by Danieli, Italy. This process results in a material with the strength and formability of steel and with the corrosion protection provided by zinc. The zinc coating protects the base metal from external corrosive elements in two main ways, by acting as (1) a physical barrier and (2) a sacrificial anode.





4.0 PRODUCT INFORMATION

4.1 Analyzed Product

The assessed system in this Environmental Product Declaration (EPD) comprises the full life cycle of **Hot Dip Galvanized Steel Coil** by Universal Metal Coating Company in its factory in Saudi Arabia. The assessment has been done using the production data from January – December 2023. The galvanized coils are further slit into coils and sheets. This Environmental Product Declaration refers to a double-sided hot dip galvanized steel, consisting of steel substrate with a specific metallic alloyed zinc coating, applied by means of a continuous hot dip galvanizing process.



4.2 Product Specification

Description	Specification
Thickness (BMT)	0.18 – 3.00 mm
Width	600 – 1300 mm
Coil ID	508 / 610 mm
Grades	Full hard/CS-A, B, C/FS-A/B/DQ/ SS-33, 37, 40, 50 and 80 Grades as per ASTM/EN/JIS/SASO
Zinc Coating	45 – 350 g/m ²
Surface Finish	Regular Spangle, Minimized Spangle
Surface Quality	As Coated Surface or Skin pass
Surface Treatment	Chemical Treated or Oiled

For more details click <https://www.unicoil.com.sa/en/product-brands-specification/>



4.3 Zinc Coating

Coating Designation	Triple Spot Test (Total both sides) minimum	Single Spot Test (Total both sides) minimum
G15/Z45	45	35
G20/Z60	60	45
G30 / Z90	90	75
Z100	100	85
G40 / Z120	120	90
Z140	140	120
G60 / Z180	180	150
Z200	200	170
G90 / Z275	275	235
G115 / Z350	350	275


For more details click <https://www.unicoil.com.sa/en/product-brands-specification/>

4.4 Product Application

- **Construction:** Steel framing, false ceilings, sandwich panels, ducting, decking, purlins, and HVAC applications
- **Furniture:** Office equipment
- **Containers:** Drums, barrels, crash guards, and handrails
- **White goods:** Air coolers, refrigerators, washing machines, and deep freezers



Ducting



Expanded Metal



False-Ceiling Accessories



Portable-Cabin Frames



Structural Purlins & C Sections



Steel Doors & Frames

For more details - <https://www.unicoil.com.sa/en/applications-recommendations/>



5.0 LCA INFORMATION

5.1 Declared Unit

The Declared Unit of the Life Cycle Assessment is 1 ton of Hot Dip Galvanized Steel Coil.

All direct and indirect environmental impacts, as well as the use of resources, are reported referred to this unit. This EPD presents separately the environmental impacts associated to the LCA of all the Hot Dip Galvanized Steel Coil.

5.2 Time representativeness

Manufacturing facility specific data from Universal Metal Coating Company are based on 1 year average for process data (Reference year January to December 2023). The following rules for time scope of data were applied - < 10 years for background data and < 2 years for manufacturer's data.

5.3 LCA Software and Database

Version 3.17.4.0 of software Air.e LCA™ with Ecoinvent™ 3.10.0 database has been used for LCA modeling and impacts calculations.

5.4 System Boundaries

This EPD covers all product stages from “cradle to gate with options”, i.e this LCA covers Production stage A1-A3, Transportation A4, End of life stages C1-C4 and Resource recovery stage D according to EN 15804 + A2/AC:2021.

It covers transportation of Hot Rolled Steel Coils (HRC), production & transportation of other materials such as Zinc, Chrome Passivator etc..., and galvanizing processes and up to the distribution of final product to the customer. End of life and recovery stages.

UNICOIL buys the raw materials (Hot Rolled Steel Coils (HRC), Zinc and Chemicals) from external suppliers. From this point UNICOIL controls all the process: slitting, pickling, cold rolling, galvanizing, CRS, CTL and packing, etc. UNICOIL buy raw materials from Europe, Asia, Australia, Japan and GCC countries.

The procedures that are not controlled by the company, but are included in this environmental study, are:

- The extraction and production of fuels and electricity.
- The production of the machinery, buildings, and vehicles.

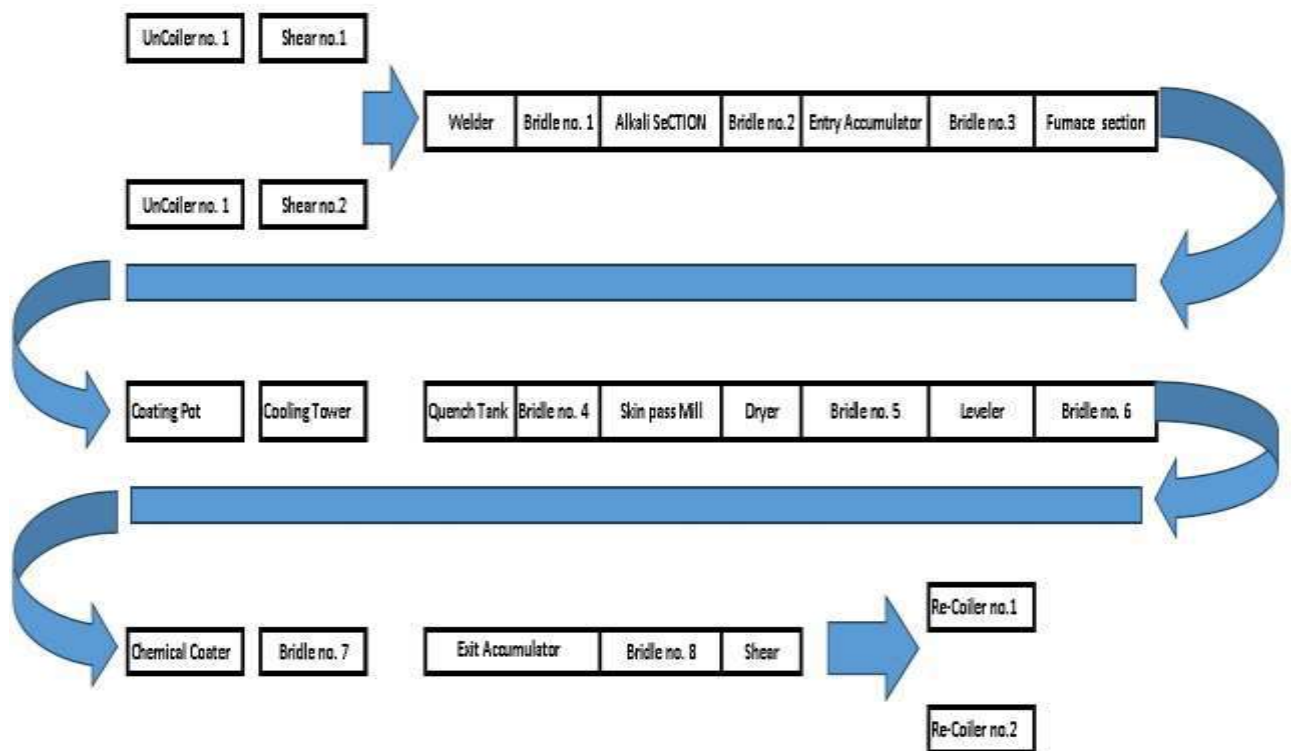
All related direct and indirect environmental impacts related to these elements have been calculated and were included in the LCAs in this EPD.



Upstream Processes (A1: Raw Material Supply): Production of the product starts with mainly raw material production and transportation from different parts of the world and some locally sourced. 'Raw material supply' includes raw material extraction before production. 21.3% recycled material used in the raw material (Steel).

Core Processes (A2: Transportation): Transport is relevant for delivery of raw materials to the plant and the transport of materials within the plant and in our case, the modelling included each raw material's road and sea distances (average values).

Manufacturing (module A3): The first phase in the LCA is the production of Hot Dip Galvanized Steel Coil. After the slitting, pickling, cold rolling, galvanizing, CRS and CTL, the Hot Dip Galvanized Steel Coils are packed.



Transport (module A4): To create a scenario of the A4 phase, all the products sold from January to December 2023 has been analyzed as representative of the international transport. The transport means 3.5-7.5t & >32t trucks, Euro 6.

Scenario	Parameter	Units	Value Per functional unit
A4 – Cargo Ship	Vehicle type used for transport	Transoceanic cargo ship	n/a
	Vehicle load capacity	Kg (dw)	50,000
	Fuel type and consumption	Liters of heavy fuel oil per km	0.24



	Bulk density of transported products	Kg/m ³	n/a
	Volume capacity utilization factor	n/a	1
A4 - Truck	Vehicle type used for transport	>32t truck, 3.5-7.5t truck	n/a
	Vehicle load capacity	Kg	25,000
	Fuel type and consumption	Liters of diesel per km	0.38
	Bulk density of transported products	Kg/m ³	n/a
	Volume capacity utilization factor	n/a	1

Dismantling/demolition (module C1)

95% of the steel is removed during demolition with diesel consumption of machineries: 60.8 liters/hour; capacity approx. 15 m³/h) and 40% is dismantled with hydraulic excavator and tongs (diesel consumption of excavator: 36.1 liters/hour; capacity approx. 20 m³/h). The ratio of steel to concrete content is 4.8 %, corresponding to 120 kg reinforcing steel per m³ reinforced concrete (Source: German Environment Agency). Calculated diesel consumption for the demolition of 1 kg steel is 0.0013 liters.

Transportation of demolished items (module C2)

This module considers that 95% of the steel coil is recycled which is taken to a nearby recycling center averaged at a distance of 50 kms in a >32 ton truck and the remaining 5% of the waste is landfilled using the same transportation assumptions.

Type	Capacity utilization	Type of vehicle	Average distance
Truck	75%	Euro 3.5-7.5t	50 km

Waste processing (module C3)

Steel must be mechanically separated from concrete or any other material surrounding them prior to recycling so that the steel can be made available to a downstream product system as secondary material. 95% of the steel is recovered whereas the remaining 5% is assumed to be landfilled. This is considered in module C3.

Disposal (module C4)

This module represents the 5% of used steel coil which is to be disposed of in a landfill.

Reuse, Recycling, and Recovering Potential (module D)

This module accounts for the benefits from the recycling potential of all the used packaging materials and steel.

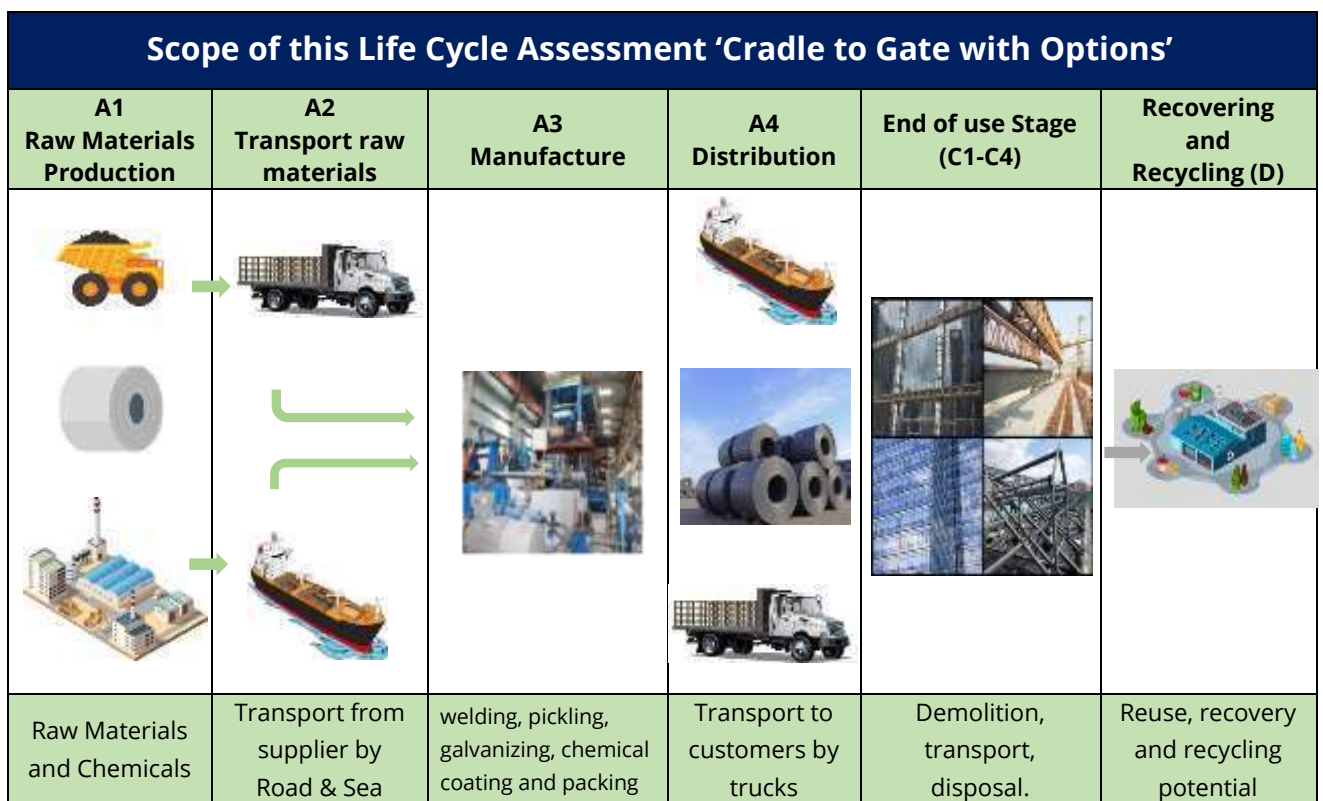


Manufacturing and System Boundaries Diagram

	Production Stage				Construction Process Stage	Use Stage							End of Life Stage				Resource Recovery Stage
	Raw Materials	Transport	Manufacturing	Transport	Construction Installation	Use	Maintenance	Repair	Replacement	Refurbishment	Operational Energy Use	Operational Water Use	De-construction Demolition	Transport	Waste Processing	Disposal	Reuse Recovery Recycling Potential
Module	A1	A2	A3	A4	A5	B1	B2	B3	B4	B5	B6	B7	C1	C2	C3	C4	D
Modules declared	X	X	X	X	ND	ND	ND	ND	ND	ND	ND	ND	X	X	X	X	X
Geography	GLO	GLO	KSA	GLO	-	-	-	-	-	-	-	-	GLO	GLO	GLO	GLO	GLO
Specific data	GWP > 90%				-	-	-	-	-	-	-	-	-	-	-	-	-
Variation - products	One Product				-	-	-	-	-	-	-	-	-	-	-	-	-
Variation - sites	One manufacturing center				-	-	-	-	-	-	-	-	-	-	-	-	-

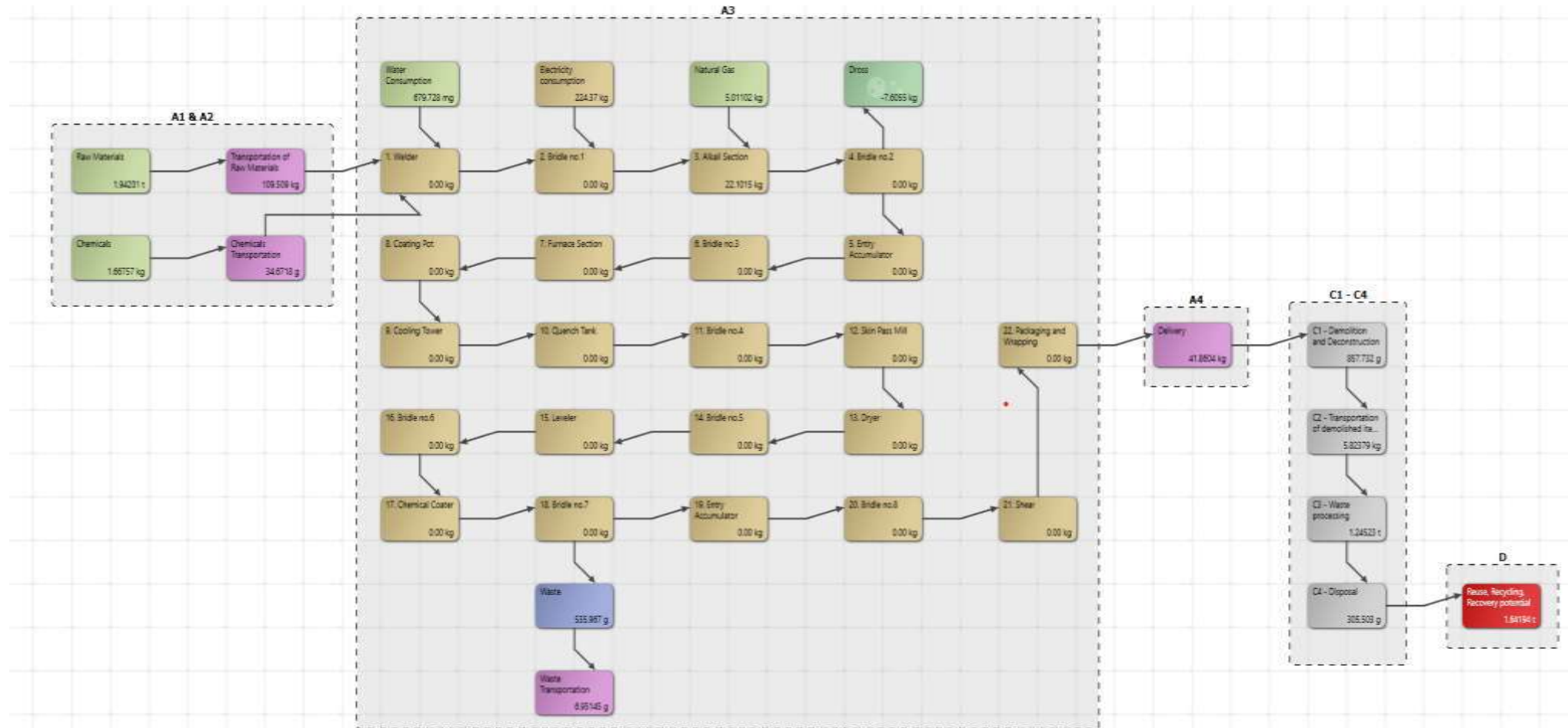
X = Included, ND=Module not declared, NR= Module not relevant

Modules from A5 to B7 are not included (X refers to considered stage; N refers to not relevant stage and ND to not declared stage).





5.5 The following diagram is a more detailed description of the modules.





5.6 Content Declaration

Product Components	Weight Kg	Post-consumer material, weight-%	Biogenic material, weight-% and kg C/kg
Steel	970.50	21.3	0
Zinc	29.36	0	0
Chrome Passivator	0.14	0	0
Total	1000.00	21.3	0

Packaging Materials			
Packaging Materials	Weight Kg	Weight % (Versus the Product)	Weight biogenic carbon, kg C/kg
VCI Paper/ M2	43117	0.04	0
Binding Strap	78672	0.08	0
Edge protector Card board	22400	0.02	0
Binding Seal	59188	0.06	0
Corrugated Sheet	15399	0.02	0
Total	218,776	0.22	0

*Biogenic carbon content is not presents since the packaging weights less than a 5% over the product's weight.

5.7 Substances listed in the "Candidate List of SVHC"

The following list includes all the substances used to provide the service that are included in the Candidate List of substances of very high concern by European Chemicals Agency.

Material Component	Substance	Weight	CAS Number	Hazard Class and Category Code(s)1	Hazard statement Code(s)1
Conversion Coating	Chromium trioxide	10.5< x 12	1333-82-0	Ox. Sol. 1 Carc. 1A Muta 1B Repr. 2 Skin Corr. 1A Acute Tox.2 Aquatic Acute 1 Aquatic Chronic	H271 H350 H340 H361f H314 H330 H400 H410

5.8 More information

Cut-off rules: more than 99% of the materials and energy consumption have been included. The Polluter Pays Principle and the Modularity Principle have been followed.



Allocations: The allocation of common inputs and outputs is based on the general allocation rule what represents the proportion of production of every specific product in overall production expressed in Ton. Generic process data for production of input materials were used.

Electricity: A specific dataset with the Life Cycle Inventory (LCI) corresponding to the electricity mix of Saudi Arabia has been used for this LCA.

Calculation Rules: Datasets from Ecoinvent 3.10.0 with emission factors for raw materials and generic chemicals have been characterized to adjust them to the characteristics of manufacturing of suppliers or counties where suppliers are located. Specific datasets with the emissions factors corresponding to the fuel combustion of production plant and machinery have been developed for these LCAs. Indirect emissions due to diesel production and transportation are also included in the environmental impact. Minor components are not directly related to the product, with less than 1% impact, such as office supplies, has been excluded from the assessment.

All transports of components have been included in the LCA considering real distances travelled by materials used for production. It is estimated in a global scale according to Ecoinvent™ criteria. As exact port locations are not known in detail, transport distances have been calculated from a one of the ports in the country of origin to the factory. Operation in port has also been excluded. Road distances calculated using Google Maps. Maritime distances calculated using Marine Traffic Voyage Planner.

By Products Assignment: Economic allocation was applied and the allocation was performed according to the PCR. Economic allocation was based on the income of each product. List of By Products used in this EPD are:

- Zinc Dross

6.0 ENVIRONMENTAL PERFORMANCE

6.1 Potential Environment Impacts

In the following tables, the environmental performance of the declared units “One-ton of Galvanized Steel Coil” is presented for the Universal Metal Coating Company. During the assessment it was not evident to distinguish the differences in the consumption of electricity, water and raw material during the manufacturing. Hence, the calculation is based on total production vs total consumption against manufacturing of the product. Environmental impacts are calculated using the EF-3.1, (ILCD).



Hot Dip Galvanized Steel Coil

The estimated impact results are only relative statements, which do not indicate the endpoints of the impact categories, exceeding thresholds values, safety margins or risks.

Core Environmental Impact Indicators

Impact Category	Unit	A1	A2	A3	A4	A5	B1-B7	C1	C2	C3	C4	D
Climate change (GWP) – fossil	kg CO2e	1.94E+03	1.09E+02	2.44E+02	4.19E+01	ND	ND	8.57E-01	5.82E+00	1.24E+03	3.05E-01	-1.64E+03
Climate change (GWP) – biogenic	kg CO2e	3.64E+00	1.60E-02	4.02E-02	6.83E-04	ND	ND	2.84E-04	0.00E+00	3.51E+00	1.40E-04	2.55E+00
Climate change (GWP) – LULUC	kg CO2e	1.50E+00	6.53E-02	9.94E-03	2.79E-03	ND	ND	2.45E-04	0.00E+00	2.02E+00	1.08E-04	-9.24E-01
Climate change (GWP) – total	kg CO2e	1.94E+03	1.10E+02	2.44E+02	4.19E+01	ND	ND	8.58E-01	5.82E+00	1.25E+03	3.06E-01	-1.64E+03
Ozone depletion	kg CFC11e	7.58E-05	1.89E-05	6.76E-06	8.06E-07	ND	ND	5.80E-08	0.00E+00	7.40E-05	8.81E-09	-6.23E-05
Acidification	mol H+e	8.31E+00	3.10E+00	1.35E+00	1.45E-01	ND	ND	4.76E-03	2.05E-03	5.89E+00	2.30E-03	-6.40E+00
Eutrophication, aquatic freshwater	kg PO4e	2.81E+00	9.15E-03	3.84E-03	3.90E-04	ND	ND	1.26E-04	0.00E+00	1.69E+00	7.92E-05	-2.28E+00
Eutrophication, aquatic freshwater	Kg P eq	9.14E-01	2.98E-03	1.25E-03	1.27E-04	ND	ND	4.10E-05	0.00E+00	5.50E-01	2.58E-05	-7.41E-01
Eutrophication, aquatic marine	kg Ne	1.99E+00	7.65E-01	2.40E-01	3.91E-02	ND	ND	9.23E-04	1.02E-03	1.67E+00	8.81E-04	-1.57E+00
Eutrophication, terrestrial	mol Ne	2.04E+01	8.50E+00	2.24E+00	4.36E-01	ND	ND	8.34E-03	1.15E-02	1.21E+01	9.43E-03	-1.61E+01
Photochemical ozone formation	kg NMVOCe	8.30E+00	2.20E+00	8.59E-01	1.13E-01	ND	ND	7.75E-03	3.03E-03	4.44E+00	3.28E-03	-6.94E+00
Abiotic depletion, minerals & metals	kg Sbe	4.92E-02	1.31E-04	3.69E-05	5.58E-06	ND	ND	5.78E-07	0.00E+00	1.14E-02	4.22E-07	-3.76E-03
Abiotic depletion of fossil resources	MJ	1.88E+04	1.29E+03	4.47E+03	5.50E+01	ND	ND	5.98E+01	0.00E+00	1.50E+04	8.05E+00	-1.47E+04
Water use	m3e depr.	7.45E+02	2.90E+00	2.24E+01	1.24E-01	ND	ND	1.03E-01	0.00E+00	8.53E+02	3.44E-01	-4.31E+02

EN 15804+ A2 disclaimers for Abiotic depletion and Water use indicators and all optional indicators except Particulate matter and Ionizing radiation, human health. The results of these environmental impact indicators shall be used with care as the uncertainties on these results are high or as there is limited experienced with the indicator. "Reading example: 1.57E-03 = 1.57*10-3 = 0.00157"



Additional Environmental Impact Indicators

Impact Category	Unit	A1	A2	A3	A4	A5	B1-B7	C1	C2	C3	C4	D
Particulate matter	Incidence	1.60E-04	2.94E-06	9.55E-06	1.95E-07	ND	ND	3.27E-08	1.08E-08	8.00E-05	4.91E-08	-1.50E-04
Ionizing radiation, human health	kBq U235e	7.66E+01	5.52E+00	3.48E-01	2.35E-01	ND	ND	1.17E-02	0.00E+00	1.01E+02	4.83E-03	-4.26E+01
Eco-toxicity (freshwater)	CTUe	1.84E+04	3.56E+02	1.03E+03	1.53E+01	ND	ND	2.84E+01	1.74E-02	9.13E+03	3.45E+00	-4.92E+03
Human toxicity, cancer effects	CTUh	9.27E-06	3.83E-08	6.76E-08	2.91E-09	ND	ND	3.11E-10	2.00E-10	2.00E-05	1.34E-10	-7.71E-06
Human toxicity, non-cancer effects	CTUh	2.00E-05	3.26E-07	5.79E-07	3.85E-08	ND	ND	6.21E-09	3.85E-09	1.00E-04	1.64E-09	-1.00E-05
Land use related impacts/soil quality	Dimensionless	2.10E+04	1.61E+02	8.10E+01	6.87E+00	ND	ND	3.02E+00	0.00E+00	5.69E+03	1.50E+01	-1.97E+04

EN 15804+A2 disclaimer for Ionizing radiation, human health. This impact category deals mainly with the eventual impact of low dose ionizing radiation on human health of the nuclear fuel cycle. It does not consider effects due to possible nuclear accidents, occupational exposure nor due to radioactive waste disposal in underground facilities. Potential ionizing radiation from the soil, from radon and from some construction materials is also not measured by this indicator.

Environmental impacts - GWP-GHG

Impact Category	Unit	A1	A2	A3	A4	A5	B1-B7	C1	C2	C3	C4	D
GWP-GHG	kg CO2e	1.94E+03	1.10E+02	2.44E+02	4.19E+01	ND	ND	8.57E-01	5.82E+00	1.24E+03	3.05E-01	-1.64E+03

This indicator includes all greenhouse gases excluding biogenic carbon dioxide uptake and emissions and biogenic carbon stored in the product as defined by IPCC AR 5 (IPCC 2013)

This indicator is almost equal to the GWP indicator originally defined in EN 15804:2012+A1:2013.

Use of Natural Resources

Impact Category	Unit	A1	A2	A3	A4	A5	B1-B7	C1	C2	C3	C4	D
Renewable PER used as energy	MJ	3.82E+03	8.13E+00	7.67E+00	3.47E-01	ND	ND	1.11E-01	0.00E+00	1.30E+03	6.62E-02	-3.39E+03
Renewable PER used as materials	MJ	4.27E+00	3.59E-02	5.13E-02	1.53E-03	ND	ND	5.04E-04	0.00E+00	4.63E+00	2.72E-04	-2.65E+00
Total use of renewable PER	MJ	3.82E+03	8.17E+00	7.72E+00	3.49E-01	ND	ND	1.12E-01	0.00E+00	1.30E+03	6.65E-02	-3.39E+03



Non-renew. PER used as energy	MJ	1.88E+04	1.29E+03	4.56E+03	5.50E+01	ND	ND	5.98E-01	0.00E+00	1.50E+04	8.05E+00	-1.47E+04
Non-renew. PER used as materials	MJ	6.60E-03	2.15E-05	3.31E-05	9.15E-07	ND	ND	2.98E-07	0.00E+00	3.35E-03	5.69E-06	-5.32E-03
Total use of non-renewable PER	MJ	1.88E+04	1.29E+03	4.56E+03	5.50E+01	ND	ND	5.98E-01	0.00E+00	1.50E+04	8.05E+00	-1.47E+04
Use of secondary materials	Kg	0.00E+00	0.00E+00	0.00E+00	0.00E+00	ND	ND	0.00E+00	0.00E+00	0.00E+00	0.00E+00	0.00E+00
Use of renewable secondary fuels	MJ	0.00E+00	0.00E+00	0.00E+00	0.00E+00	ND	ND	0.00E+00	0.00E+00	0.00E+00	0.00E+00	0.00E+00
Use of non-renew. secondary fuels	MJ	0.00E+00	0.00E+00	0.00E+00	0.00E+00	ND	ND	0.00E+00	0.00E+00	0.00E+00	0.00E+00	0.00E+00
Use of net fresh water	m3	0.00E+00	0.00E+00	1.01E+00	0.00E+00	ND	ND	1.11E-01	0.00E+00	0.00E+00	0.00E+00	0.00E+00

End of Life - Waste

Impact Category	Unit	A1	A2	A3	A4	A5	B1-B7	C1	C2	C3	C4	D
Hazardous waste	Kg	0.00E+00	0.00E+00	1.19E-03	0.00E+00	ND	ND	0.00E+00	0.00E+00	0.00E+00	5.00E+01	0.00E+00
Non-hazardous waste	Kg	0.00E+00	0.00E+00	0.00E+00	0.00E+00	ND	ND	0.00E+00	0.00E+00	0.00E+00	0.00E+00	0.00E+00
Radioactive waste	Kg	0.00E+00	0.00E+00	0.00E+00	0.00E+00	ND	ND	0.00E+00	0.00E+00	0.00E+00	0.00E+00	0.00E+00

End of Life - Outflows

Impact Category	Unit	A1	A2	A3	A4	A5	B1-B7	C1	C2	C3	C4	D
Components for reuse	Kg	0.00E+00	0.00E+00	0.00E+00	0.00E+00	ND	ND	0.00E+00	0.00E+00	0.00E+00	0.00E+00	-1.02E+03
Materials for recycling	Kg	0.00E+00	0.00E+00	0.00E+00	0.00E+00	ND	ND	0.00E+00	0.00E+00	0.00E+00	0.00E+00	0.00E+00
Materials for energy recovery	Kg	0.00E+00	0.00E+00	0.00E+00	0.00E+00	ND	ND	0.00E+00	0.00E+00	0.00E+00	0.00E+00	0.00E+00
Exported energy - electricity	MJ	0.00E+00	0.00E+00	0.00E+00	0.00E+00	ND	ND	0.00E+00	0.00E+00	0.00E+00	0.00E+00	0.00E+00
Exported energy - thermal	MJ	0.00E+00	0.00E+00	0.00E+00	0.00E+00	ND	ND	0.00E+00	0.00E+00	0.00E+00	0.00E+00	0.00E+00



Biogenic Carbon Content

Details	Unit	A1-A3
Biogenic carbon content in product	Kg C	0
Biogenic carbon content in accompanying packaging	Kg C	0

Note: 1 kg biogenic carbon is equivalent to 44/12 kg CO₂. "Reading example: 1.57E-03 = 1.57*10⁻³ = 0.00157"

Disclaimer: "According to the EN 15804:2012+A2:2019 standard, the LCIA results are relative expressions translating impacts into environmental themes such as climate change, ozone depletion, etc. (midpoint impact categories). Thus, the LCIA results do not predict impacts on category endpoints such as impact on the extinction of species or human health. In addition, the results do not provide information about the exceeding of thresholds, safety margins or risks".

6.2 Interpretation of LCA Study Results

In general terms, as it is shown in the table of core environmental impact indicators, A1-A3 modules have the higher impact, representing above 80% of the whole impact. A4 module has a less impact. C2 and C4 module has little impact too, representing at most 0.16% and 0.01% respectively of the whole impact. Refer the below table 1 for more detailed explanations.

Concluding, the study provides fair understanding of environmental impacts during the various life cycle stages of galvanized steel coil production. It also identifies the hot spots in the value chain where improvement activities can be prioritized and accordingly actions can be planned. The scope covers the ecological information to be divided into raw material production (A1), transportation (A2), manufacturing (A3), delivery (A4), product dismantling (C1), transport of dismantled product to site (C2), waste processing (C3), waste disposal (C4) as well as the end of life stage recycling (D) considerations.



Table 1 - Interpretation of most significant contributors to life cycle parameters

Impact Indicator	Description	Most significant contributor
Depletion of abiotic resources – fossil fuels	Indicator of the depletion of natural fossil fuel resources.	The total cradle to gate impact is 2.64E+04 (24604.25) MJ. In A1 – A3, the raw material (steel) (76.57%), production process (18.19%) has the highest impacts. A total credit of -1.47E+04 MJ is taken in module D.
Climate Change (Global Warming Potential- GWP-GHG)	Indicator of potential global warming due to emissions of greenhouse gases to the air. Divided into 3 subcategories based on the emission source: (1) fossil resources, (2) bio-based resources, and (3) land use change.	The total cradle to gate impact is 2.29E+03 (2293.93) kg CO2 eq. In A1 – A3, the raw material (steel) (84.57%) followed by production A3 (10.65%) has the highest impacts. A total credit of -1.64E+03(1644.49) kg CO2 eq is taken in the module D.
Climate change (fossil)	Indicator of the depletion of natural fossil fuel resources.	The total cradle to gate impact is 3.66E+01 (2292.36) kg CO2e. In A1 – A3, the raw material (84.56%) followed by production (10.69%) A total credit of -1.641E+03(1638.47) kg CO2 eq is taken in the module D.

7.0 MANDATORY STATEMENTS

Explanatory material can be obtained from EPD owner and/or LCA author. The verifier and The Program Operator do not make any claim or present any responsibility about the legality of the product. The EPD owner has the sole ownership, liability, and responsibility for the EPD. The LCA Author shall not be liable with respect to manufacturer information, life cycle assessment data and evidences.

EPDs within the same product category but registered in different EPD programmes may not be comparable. For two EPDs to be comparable, they must be based on the same PCR (including the same version number) or be based on fully-aligned PCRs or versions of PCRs; cover products with identical functions, technical performances and use (e.g. identical declared/functional units); have equivalent system boundaries and descriptions of data; apply equivalent data quality requirements, methods of data collection, and allocation methods; have equivalent content declarations; and be valid at the time of comparison.



8.0 ADDITIONAL INFORMATION

8.1 Recycle Content

Recycling Content – Input Material (Hot Rolled Steel Coils)

UNICOIL has purchased Hot Rolled Steel coils during the period of January to December 2023 has average of 23.1% recycled material as declared by their manufacturers.

Recycling Initiative – Processing Stage

Spent Acid, Rinse Water, Regenerated Acid used in the galvanizing process are recycled internally.

Recycling Content – End of Life

All steel products are recyclable at end of life. Current practice for the average hot dip galvanized steel consist of 95% recycling and 5% landfill according to the /European Commission Technical Steel Research.

Commitment to Manufacturing and Social Responsibility and Transparency

- All UNICOIL products are lead free and compliant with international environmental and health standards.
- The first industrial company to print all components of its products on every linear meter.
- The first company to issue invoices in Arabic with transparent disclosure of all product specifications.
- The first company to launch an unprecedented campaign to promote community awareness of the hazards of lead in paint to environment and public safety.
- The first company to provide free testing service for steel products in its laboratories to interested parties in all Arab markets.
- The first company to disclose its corporate social responsibility for a “lead free society”.
- The first company to contribute to the development of ASTM international standard by adding an item specifying the maximum allowable limit of lead in Zinc and paints.
- The first company to call for, and contribute to, the development of a national Saudi standard for galvanized and color-coated steel sheets.
- Recipient of the Best Environmental Performance Award from the Royal Commission for Jubail.



8.2 Information related to Sector EPD

This is not a sector EPD.

8.3 Differences versus previous versions

This is the first version of the EPD.

9.0 VERIFICATION

Diffusion Institution	International Climate Intelligence System 71-75 Shelton Street Covent Garden London, WC2H 9JQ United Kingdom
Registration Number	ICIS-202410-81
Date of Publication	01.10.2024
Valid until	30.09.2029
Geographical Scope	Global
Product category rules (PCR): PCR 2020:17 Construction products (EN 15804:2012+A2:2019/AC:2021) Version 1.2.5 dated 01.11.2022. EN standard EN 15804 serves as the Core Product Category Rules (PCR)	
PCR review was conducted by: International Climate Intelligence System.	
Independent verification of the declaration and data, according to ISO 14025:2006 and ISO 14040: <input type="checkbox"/> EPD Process Certification (internal) <input checked="" type="checkbox"/> EPD Verification (external)	
Third party verifier: Mr.Luis Manuel, San Adrián, Spain Accredited by: International Climate Intelligence System	



10.0 CONTACT INFORMATION

<p>EPD Owner</p>	<p>Universal Metal Coating Company P.O. Box: 111606 Al-Jubail Industrial City (31961) Kingdom of Saudi Arabia unicoil@unicoil.com.sa www.unicoil.com.sa</p> 
<p>LCA Author</p>	<p>Alan Beski Christopher -Sustainability Consultant GCAS Quality Certifications P.O.Box 65561, Dubai, UAE www.gcasquality.com info.dubai@gcasquality.com</p> 
<p>Verifier Details</p>	<p>Name: Mr.Luis Manuel Location: San Adrián, Spain Accredited by: International Climate Intelligence System</p> 

11.0 REFERENCES

LCA Report: Life Cycle Inventory of Hot Dip Galvanized Steel Coil.

Software: Air.e LCA Version 3.17.4.0 www.solidforest.com

Main database: Ecoinvent 3.10.0 www.ecoinvent.org

Geographical scope of the EPD: Global

ISO 14040:2006 "Environmental management -- life cycle assessment -- principles and framework"; ISO 14044:2006 "Environmental management -- life cycle assessment -- requirements and guidelines"; ISO 14020:2000 "Environmental Labels and declarations - General Principles

ISO 14025:2006 "Environmental labels and declarations -- type III environmental declarations -- principles and procedures". EN 15804+A2:2019/AC:2021 European Committee for Standardization: Environmental product declarations – Core rules for the product category of construction products.

General Programme Instructions of the International Climate Intelligence System



UNICOL